

VERTICAL FLOAT SWITCH **KF-300/KFE-3000**



BEST SELLING SERIES OF
LIQUID LEVEL CONTROL

VERTICAL FLOAT SWITCH

KF-300

BEST SELLING SERIES OF LIQUID LEVEL CONTROL

GREAT SALES RECORD AND RELIABLE COST PERFORMANCE

Many different size and materials to suit every different processes.

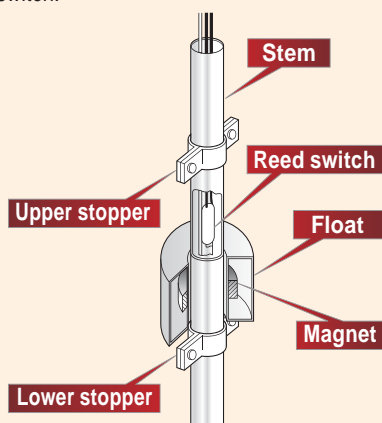
FEATURES

- DURABILITY** A reed switch being used, it can securely be used for 10 million times of switching.
- CORROSION RESISTANCE** Wetted parts being made of SUS304(316) and corrosion-resisting resin, it can be used for various liquids.
- HIGH UTILIZATION** You can detect multi-points by increasing the number of reed switches as well as select operations of switching.
- SAFETY** A reed switch being used, it can work in the environment of moisture, gas and dust with no problem.
- EASY TO USE** The simple structure makes it easier to use.



PRINCIPLE OF OPERATION

KF-300 series has a magnet inside the float, and a reed switch inside the stem. The magnet turns on/off the reed switch with the increase of decrease of the liquid level. The stoppers above and under the float limits the moving range of the float to hold the output operation of the reed switch.



DESIGNATION OF MODEL

KF-3□□-□

Number of detecting points

- 1 One point
- 5 Five points

Contact Capacity

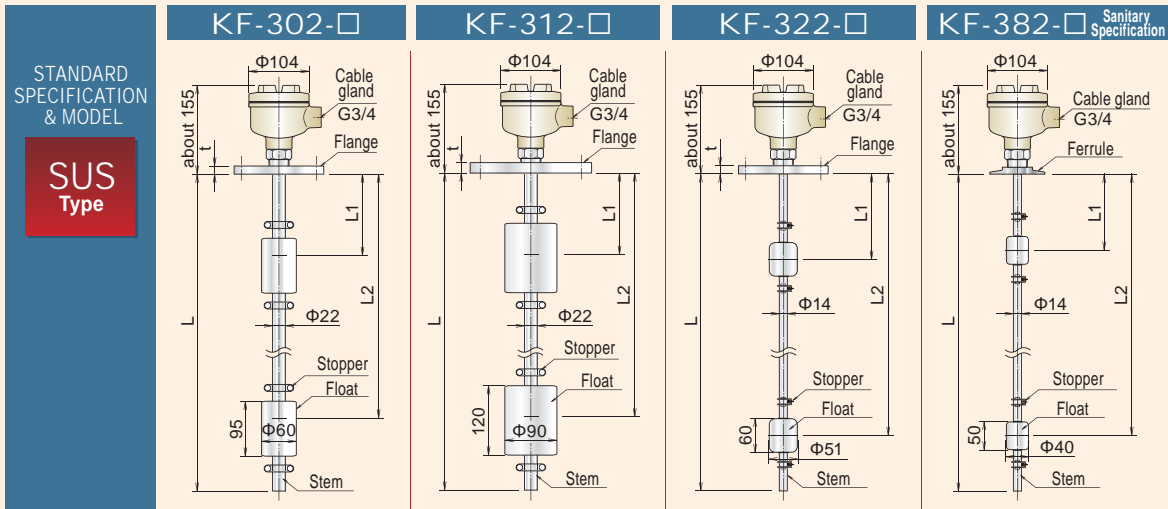
- 2 60 VA
- 5 100 VA
- 6 Other special

Dimensions/Materials of Float & Stem

	Float dimension	Float material	Stem dimension	Specific Gravity of Liquid	Heatproof °C
0	Φ60× 95 L	SUS	Φ22	0.92	100
1	Φ90×120 L	SUS	Φ22	0.63	100
2	Φ51× 60 L	SUS	Φ14	0.63	100
3	Φ60× 95 L	PVC	Φ22	0.75	50
4	Φ90×120 L	PVC	Φ22	0.55	50
5	Φ48× 70 L	P. P	Φ22	0.89	50
6	Φ60× 95 L	HT, PVC	Φ22	0.75	80
7	Φ90×120 L	HT, PVC	Φ22	0.55	80
8	Other special	e.g. teflon			

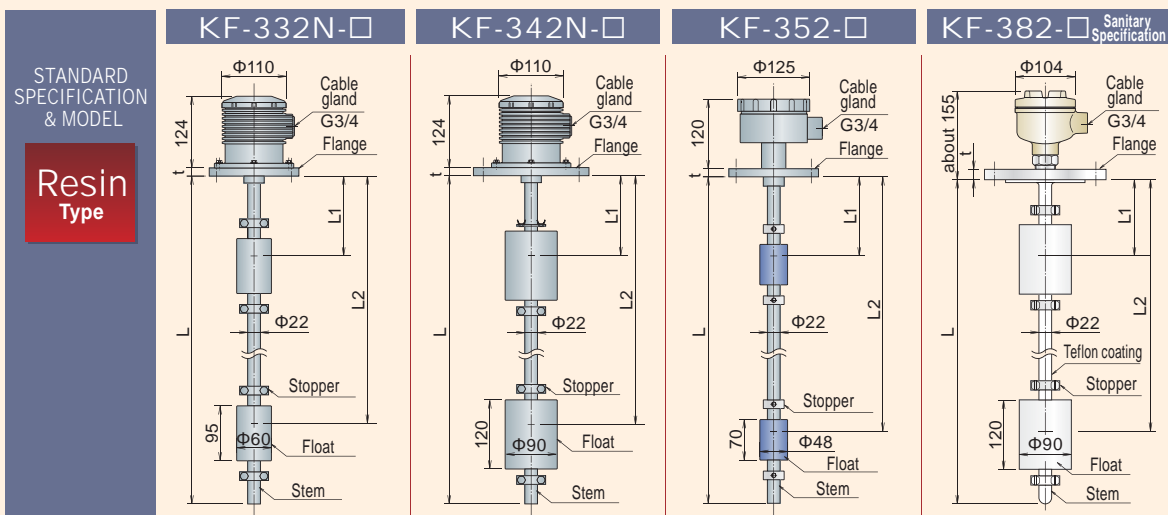
Top Flange Reed-switch Type

Generic Term of Liquid-level Meter



Specification / Model	KF-302-□	KF-312-□	KF-322-□	KF-382-□
Application	Water/Oil Gen. Liquid	High Viscous Low Density Liquid	Small-caliber Low Density Liquid	Small-caliber Low Density Liquid
Withstand Pressure	490kPa	490kPa	490kPa	490kPa
Heat-resistant	100°C	100°C	100°C	100°C
Mounting Flange	Over JIS5K65A	Over JIS5K100A	Over JIS5K50A	Over IDF2S
Specific Gravity of Liquid	Over 0.92	Over 0.63	Over 0.63	Over 0.63
Float Shape	Φ60 x 95L	Φ90 x 120L	Φ51 x 60L	Φ40 x 50L
Float Material	SUS304 or 316	SUS304 or 316	SUS316L	SUS316L
Stem Material	SUS304 or 316	SUS304 or 316	SUS304 or 316, 316L	SUS304 or 316
Flange Material	SS, SUS	SS, SUS	SS, SUS	SUS
Material of Terminal box	AC	AC	AC	AC
Cable Gland	G 3/4	G 3/4	G 3/4	G 3/4
Enclosure Rating	IP-67	IP-67	IP-67	IP-67

* As for the flange, ANSI and JPI are also available. * Only a model, KF-322 can be made of SUS316L.
 * KF-382 has the flange mounting as its standard. Flanges of JISK40A or over, & screw-in type, G2B or R2 can also be available.



Specification / Model	KF-332N-□	KF-342-□	KF-352-□	KF-382-□
Application	Corrosive Liquid Gen. Liquid	Corrosive Liquid Gen. Liquid	Corrosive Liquid Small-caliber Type	Corrosive Liquid. Heat resistant
Withstand Pressure	196kPa	196kPa	196kPa	ATM
Heat-resistant	50°C	50°C	50°C(80 when wetted part made of P.P)	100°C
Mounting Flange	Over JIS5K65A	Over JIS5K100A	Over JIS5K50A	Over JIS5K100A
Specific Gravity of Liquid	Over 0.75	Over 0.55	Over 0.89	Over 1.0
Float Shape	Φ60 x 95L	Φ90 x 120L	Φ48 x 70L	Φ90 x 120L
Float Material	PVC	PVC	P,P (can be made of PVC, liquid density be over 1.0.)	Teflon
Stem Material	PVC	PVC	PVC	Teflon
Flange Material	PVC	PVC	PVC	Wetted part/ teflon
Material of Terminal box	PVC	PVC	PVC	AC
Cable Gland	G 3/4	G 3/4	G 3/4	G 3/4
Enclosure Rating	IP-55 equivalent	IP-55 equivalent	IP-55 equivalent	IP-67



KFE-3000

Withstand-pressure
Explosion-Proof
Exd II BT4

IEC Certified Explosion-proof
(in conformity with the Technical Standard)

DESIGNATION OF MODEL

KFE-3□□□-□□□-□□ ——— Float Material

4 SUS304
6 SUS316
L SUS316L

——— Float Outer-diameter

4 Φ40
5 Φ51
6 Φ60
9 Φ90

Contact accuracy 0 ±10mm (Standard)
A ± 5mm

Number (1~5) of Detecting points

Contact capacity 6 AC60VA Standard
1 AC100VA (Option)

Cable-gland Specification

0 Conduit connection size G3/4

* In accordance with Explosion-proof regulations, be sure to use CSFX-22B (Exd II B) manufactured by Shimada Electric Co., Ltd. for the cable gland.

1 G3/4 with cable gland (Option)
(Specify the cable outer diameter.)

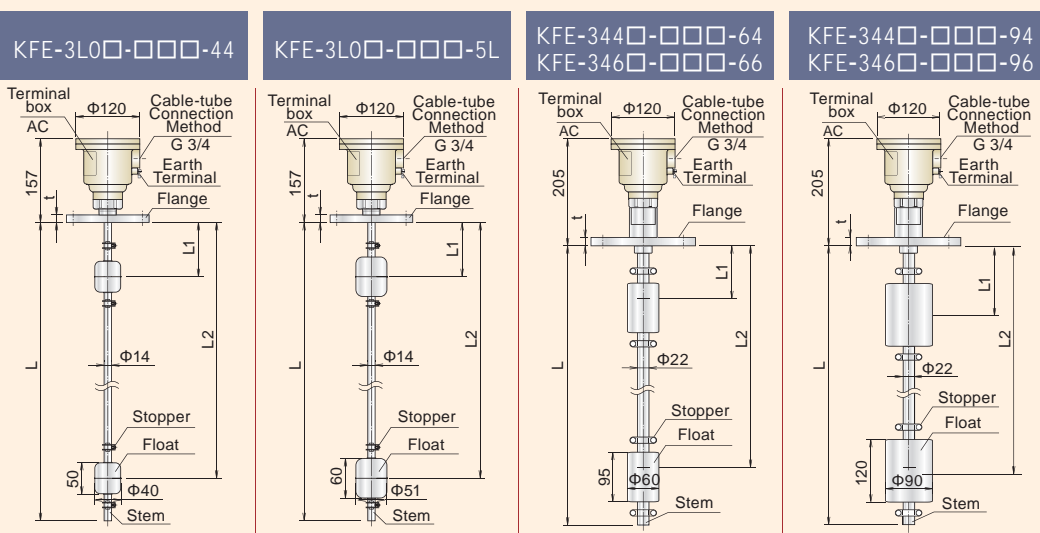
2 G1/2 with cable gland (Option)
(Specify the cable outer diameter.)

Stem Specification (Stem diameter/material)

340 Φ14 SUS304 344 Φ22 SUS304
3L0 Φ14 SUS316L 346 Φ22 SUS316

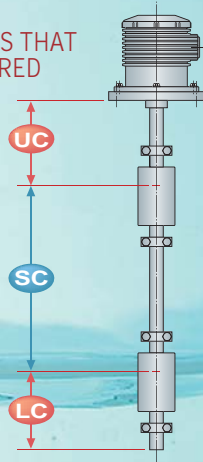
Vertical Float Type Level Switch
Withstand-pressure Explosion-proof
Construction Exd II BT4

STANDARD SPECIFICATION & MODEL



仕様	型式	KFE-3L0□-□□□-4L	KFE-3L0□-□□□-5L	KFE-344□-□□□-64 KFE-346□-□□□-66	KFE-344□-□□□-94 KFE-346□-□□□-96
Application		Small-caliber /General Liquid	Small-caliber /Low Density Liquid	Water, Oil /General Liquid	High Viscous /Low Density Liquid
Float Shape		φ40 × 50L	φ51 × 60L	φ60 × 95L	φ90 × 120L
Specific Gravity of Liquid		Over 0.63	Over 0.63	Over 0.92	Over 0.63
Heat-resistant		100° C	100° C	100° C	100° C
Withstand Pressure		490kPa	490kPa	490kPa	490kPa
Mounting Flange		Over JIS5K40A	Over JIS5K50A	Over JIS5K65A	Over JIS5K100A
Float Material		SUS316L	SUS316L	SUS304/SUS316	SUS304/SUS316
Stem Material		SUS316L	SUS316L	SUS304/SUS316	SUS304/SUS316
Stopper Material		SUS316L	SUS316L	SUS304/SUS316	SUS304/SUS316
Flange Material		SUS316L	SUS316L	SUS304/SUS316	SUS304/SUS316
Material of Terminal box		AC			
Cable Gland		G3/4 (Standard) *Be sure to use CSFX-22B manufactured by Shimada Electric Co., Ltd. for the cable gland.			
Enclosure Rating		IP-67			

■ MINIMUM DIMENSIONS THAT CAN BE MANUFACTURED



Float	UC, LC	SC
Φ60×95L SUS PVC HT,PVC	min100mm	min130mm
Φ90×120L SUS PVC HT,PVC	min100mm	min150mm
Φ51×60L SUS	min50mm	min90mm
Φ48×70L P.P	min80mm	※ min100mm
Φ40×50L SUS	min50mm	min80mm

*Not possible to set 3 continuous detection points with 100mm distance between the floats. It should be min 105mm.

Note) When distance between two contacts is the minimum dimension (SC), the number of stopper between floats will be one.

KFE-3000 Type

フロート	UC	SC	LC
Φ60×95L SUS304 SUS316	min100mm	min130mm	min130mm
Φ90×120L SUS304 SUS316	min100mm	min150mm	min130mm
Φ51×60L SUS316L	min50mm	min90mm	min50mm
Φ40×50L SUS304	min50mm	min80mm	min50mm

Class NK Products are also available.

KF-302-1/2

KF-305-1/2

Detector : Up to 2m long

Mounting : JIS5K65A or over

Material of mounting portion : SS400/SUS304/SUS316

Material of wetted portion: SUS304 or SUS316

KF-322-1/2

KF-325-1/2

Detector : Up to 1.5m long

Mounting : R(G)2 screw or over, or JIS5K50A over

Material of mounting portion : SS400/SUS304/SUS316/SUS316

Material of wetted portion: SUS304/SUS316/SUS316L

KF-382-1/2

KF-385-1/2

Detector : Up to 1.5m long

Mounting : R (G)1 · 1/2 screw or over, or JIS5K40A over

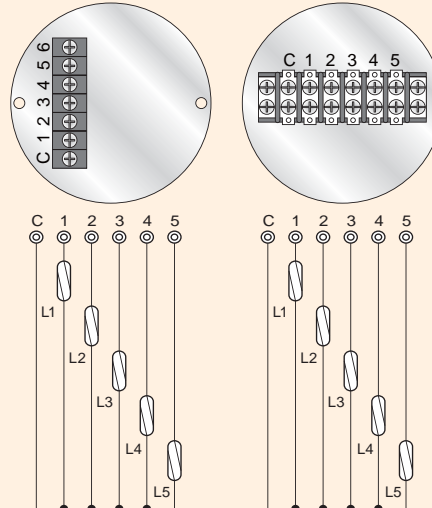
Material of mounting portion : SS400/SUS304/SUS316

Material of wetted portion: SUS304 or SUS316

■ WIRING DIAGRAM FOR COMMON SPECIFICATION

Nonexplosion-proof Type

Explosion-proof Type



■ INSTALLATION

- Stem should be installed vertically for liquid level.
- We recommend to apply a guide pipe (protection pipe) to exclude the affection by agitators, rippling or a rapid flow.
- For flange mounting, use a gasket between your flange and our flange.
- Lock each nut for the flange mounting, tighten firmly.
- Avoid location where the movement of the float will be disturbed.
- Avoid location where the material being charged directly hit the instrument.

Please inform us of the following when inquiring and ordering

1. Measuring Material []	7. Process Connection []
2. Viscosity []	8. Number of Detection Point []
3. Corrosive []	9. Detection Point []
4. Foam []	10. Detection Direction []
5. Temperature []	11. Agitator [YES · NO]
6. Pressure []	12. Explosion Proof [YES · NO]

MULTI-POINT MEASUREMENT

With Terminal box

KS30
Material : Stainless steel

Temperature
MAX.100°C

Process Connection	Flange JIS5K32A SUS304
Float	Φ30*30 SUS304
Stopper	SUS304
Liquid Density	Over 0.75
Max Switching Capacity	AC50VA DC50W

(Detection point 1 - 5)

KS30TH
Material : Stainless steel

Temperature
MAX.200°C

Process Connection	Flange JIS5K50A SUS304
Float	Φ51*40 SUS304
Stopper	SUS304
Liquid Density	Over 0.65
Max Switching Capacity	220VAC 0.5A 110VDC 0.3A

(Detection point 1 - 3)

KSPB
Material : Stainless steel

Temperature
MAX.100°C

Process Connection	R1-1/4 SUS304 equivalent
Float	Φ30*30 SUS304
Stopper	SUS304
Liquid Density	Over 0.75
Max Switching Capacity	AC50VA DC50W

(Detection point 1 - 5)

Without Terminal box

KS3
Material : Stainless steel

Temperature
MAX.100°C

Process Connection	M12*P1.25 Screw SUS304
Float	Φ30*30 SUS304
Stopper	SUS304
Liquid Density	Over 0.75
Max Switching Capacity	AC50VA DC50W

(Detection point 1 - 5)

KV3
Material: PVC

Temperature
MAX.50°C

Process Connection	M20*P2.5 Screw PVC
Float	Φ44*25 PVC
Stopper	PVC
Liquid Density	Over 0.8
Max Switching Capacity	AC50VA DC50W

(Detection point 1 - 3)

KP3
Material: Polypropylene

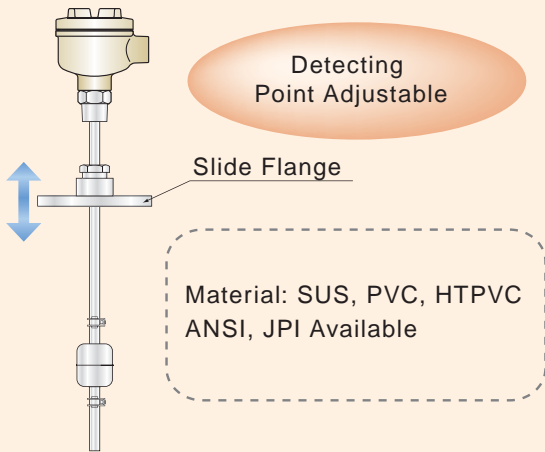
Temperature
MAX.100°C

Process Connection	M14*P1.5 Screw PP
Float	Φ25*27 PP
Stopper	PTFE
Liquid Density	Over 0.75
Max Switching Capacity	AC50VA DC50W

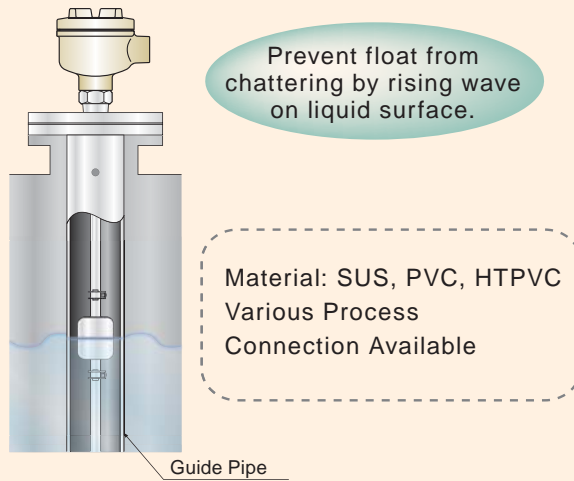
(Detection point 1 - 3)

Option

Slide Flange

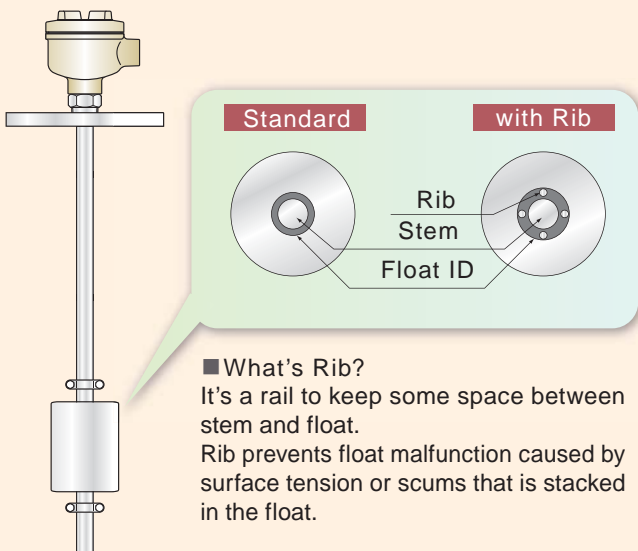


Guide Pipe



Special Model

Float with Rib



Float with Rib is available for

- ◆ KF-31□
- ◆ KF-34□N
- ◆ KF-37□N

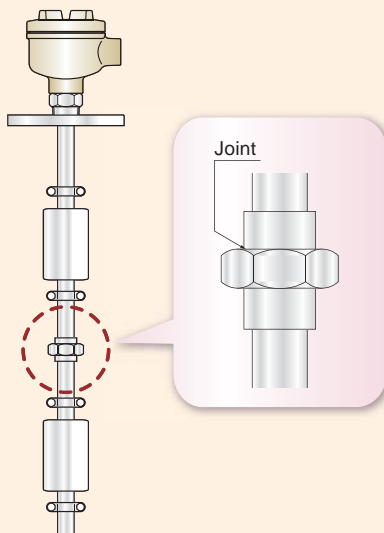
Recommended for

- Liquid with High Viscosity
- Liquid with Tiny solids
- Liquid with Bubbles

Application

- Oil
- Japanese SAKE
- Heavy Oil
- Liquid Waste with Scums
- Waste Water etc.

Joint Model



Advantage

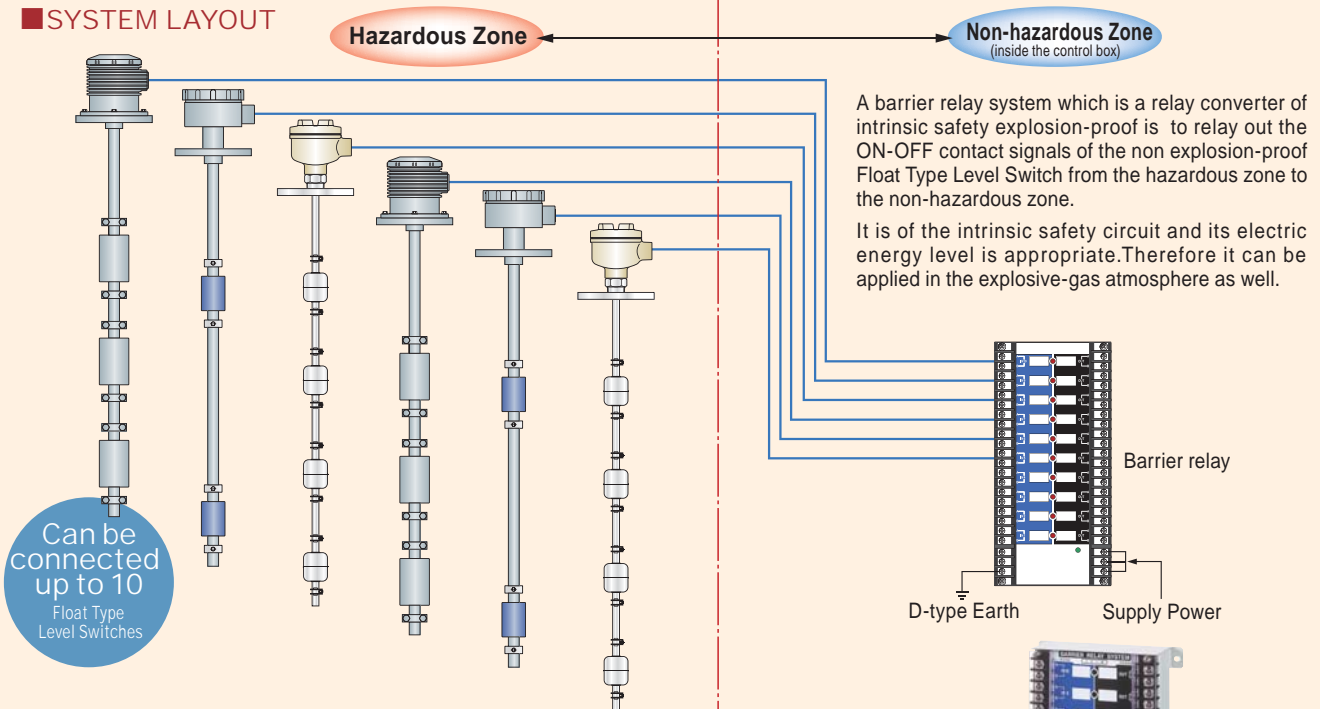
- Dividable at user's convenient length
- Re-buildable at site
- Material: SUS, PVC, HTPVC
- O-ring sealing on joint part prevents liquid entry

Recommended for

- No space between roof and tank roof (Indoor application)
- Total insertion length over 4m

APPLYING EXPLOSION-PROOF ABILITY WITH BARRIER RELAY SYSTEM

SYSTEM LAYOUT



FEATURES

- Complicated wiring work for flame-proof explosion-proof is not required. Wiring costs can be reduced, especially when using a large number of float type level switches
- If you have some channels to spare, you can have them used for the contact ON/OFF parts including a limit switch other than Float Type Level Switch.
- Also available is a barrier relay system which can apply 3nG5 usable for all kinds of gases (3000-3R series).

SPECIFICATION LIST

Model	Specification	Target gas	Number of channels	Power consumption	Common connection
3001-1R	2G4		1	2.8VA	Can be connected to COMMON up to 10 channels. Connection to COMMON is negative (-).
3002-1R			2	3.2VA	
3003-1R			3	3.5VA	
3005-1R			5	4.0VA	
3010-1R			10	5.0VA	
3001-2R	3aG4		1	2.8VA	Can be connected to COMMON up to 5 channels. Connection to COMMON is negative (-).
3002-2R			2	3.2VA	
3003-2R			3	3.5VA	
3005-2R			5	4.0VA	
3010-2R			10	5.4VA	

COMMON SPECIFICATION

Explosion-proof Construction	Intrinsic Safety Explosion-proof
Circuit located at the Intrinsic-safety-side	15 VDC 15mA
Output Contact	200 VDC / 24VDC 3A
Supply Voltage	100VAC, 110V / 200V, 220V ±10% 50/60Hz
Time	Response time /5ms Operation round-trip time/10ms
Indication Light	Power Indicating -light (Green LED) Operation Indicating-light (Red LED) x each channel
Connection	Terminal block, screw: M3mm
Material	Case: SPC Panel: Acrylic

Available are 3000-3R series. * Independent COMMON contact only. 3000-3R, being designed for 3nG5 as target gases, can be applicable to all kinds of gases.

Line of business

- Rotary Paddle Type Level Switch
- Vibration Type Level Switch
- Swing Type Level Switch
- Acoustic Type Level Switch
- Capacitance Type Level Switch
- Capacitive Proximity Sensor
- Capacitance Type Level Indicator
- Diaphragm Type Level Switch
- Tilt Switch
- Leak Type Level Switch
- Microwave Switch
- Sounding Bob Type Level Indicator
- Flow Switch
- Conductance Type Level Switch
- Float Switch
- Float Type Level Indicator
- Ultrasonic Type Level Indicator
- Equipments For Conveyor Lines
- Dust Monitor System
- Zirconia Oxygen Analyzer
- Laser Type Level Indicator
- RADAR Type Level Indicator
- Ultrasonic Flow meter

*Please be sure to read USER'S GUIDE, Installation & Operation Instructions before using the instrument.

*The specifications herein may be subject to change without advance notice.

General Manufacturer of Level Controllers for Powder, Granules, and Liquid

KANSAI Automation Co., Ltd.

Headquarters :

2-14, Togano-cho, Kita-ku, Osaka 530-0056, Japan
TEL. 81-6-6312-2071 FAX. 81-6-6314-0848
e-mail: info@kansai-automation.co.jp

<http://www.kansai-automation.co.jp>

Tokyo Branch: 1-29-6, Hamamatsu-cho, Minato-ku, Tokyo 105-0013, Japan
TEL. 81-3-5777-6931 FAX. 81-3-5777-6933

Nagoya Office: 3-10-17, Uchiyama, Chigusa-ku, Nagoya 464-0075, Japan
TEL. 81-82-741-2432 FAX. 81-82-741-1588

Hiroshima Office: 13-11, Noborimachi, Naka-ku, Hiroshima 730-0016, Japan
TEL. 81-82-222-1555 FAX. 81-82-222-1556

Kyushu Office: 1-1-21, Komemachi, Kokura Kita-ku, Kitakyushu 802-0003, Japan
TEL. 81-93-511-4741 FAX. 81-93-511-4580

Agent

SCIGATE
Your Automation Partner



SCIGATE AUTOMATION (S) PTE LTD

No.1 Bukit Batok Street 22 #01-01 Singapore 659592

Tel: (65) 6561 0488 Fax: (65) 6562 0588

Email: sales@scigate.com.sg Web: www.scigate.com.sg

Business Hours: Monday - Friday 8.30am - 6.15pm

